

2019 CHA Survey at a Glance

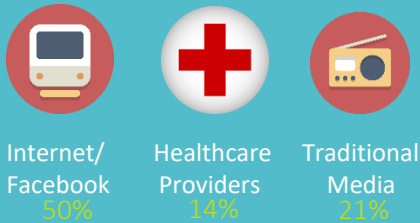


LET'S DO THE NUMBERS

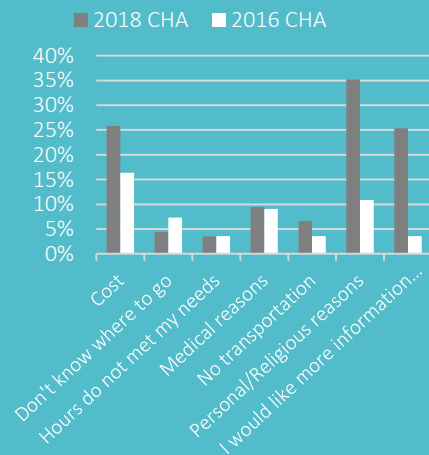
2018 Fun Facts

- ❖ New partnerships & existing events increased our reach by over 100%
- ❖ We received 1,757 responses in 2018 compared to 593 in 2016

Communicating with Residents

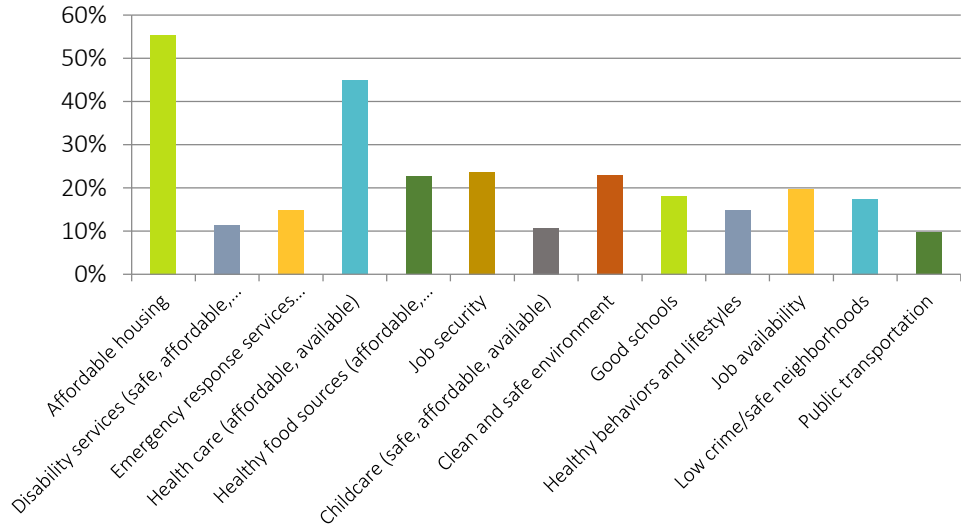


If you do not vaccinate, why not?

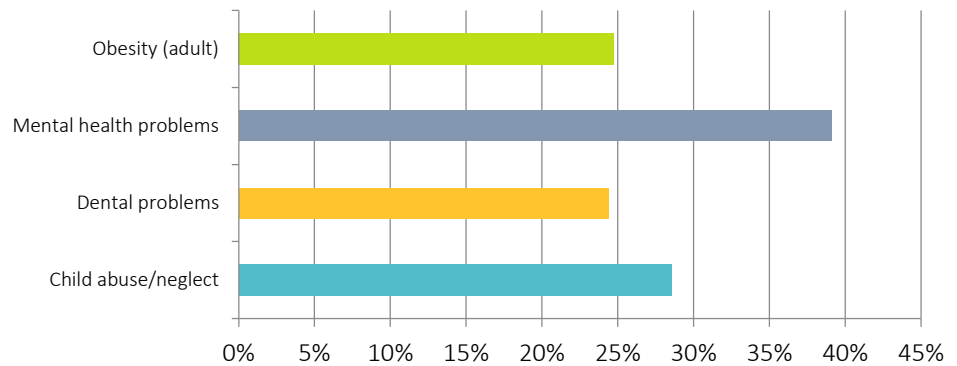


Top Priorities for Taney County

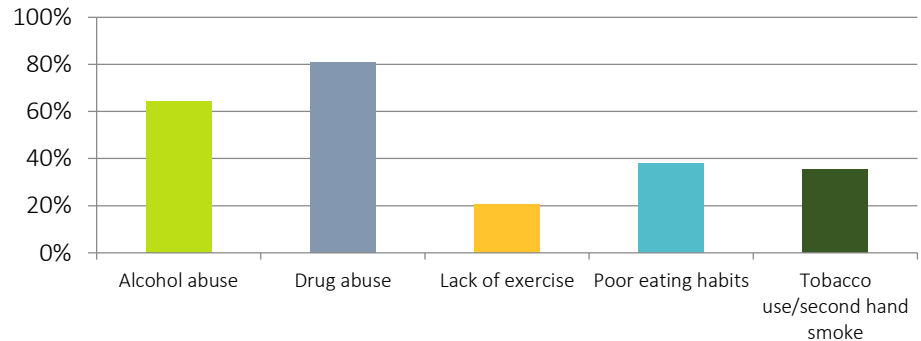
Important Factors for a Healthy Community



Important Community Health Problems



Top Risky Behaviors



Building a Culture of Health

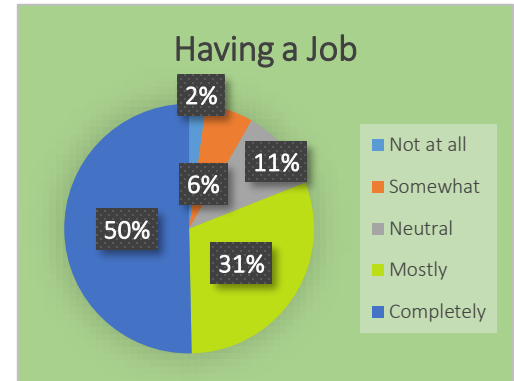
Strengths
Greater Than 55% Positive

Needs Improvement
Between 45% & 55% Positive

Concerning
Less Than 45% Positive

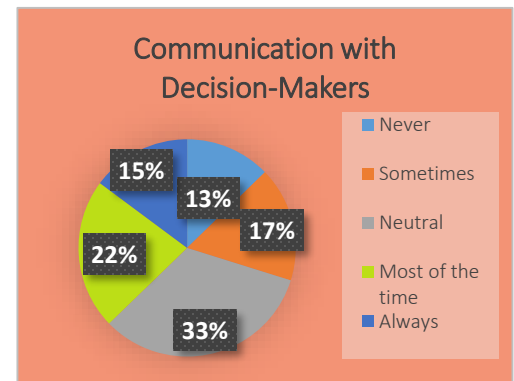
Awareness of Factors Affecting Health

- ❖ Neighborhood options for healthy food- 61%
- ❖ Housing quality- 73%
- ❖ Clean air or water- 75%
- ❖ Having an education- 72%
- ❖ Access to affordable healthcare- 81%
- ❖ Living in a safe neighborhood- 78%
- ❖ Having a job- 81%
- ❖ Level of income- 72%
- ❖ Feeling part of a welcoming community- 63%
- ❖ Genetic makeup from parents- 39%
- ❖ Where a person lives- 48%



Access to Positive Health Factors

- ❖ High quality housing options- 45%
- ❖ Clean air or water- 72%
- ❖ Reliable transportation- 65%
- ❖ High quality learning & education options- 63%
- ❖ Affordable healthcare- 46%
- ❖ A safe neighborhood- 63%
- ❖ High quality job opportunities- 44%
- ❖ A community that welcomes you- 53%
- ❖ Voting opportunities- 67%
- ❖ Volunteer opportunities- 63%
- ❖ Communication with community decision-makers- 37%



Social Health- Inclusion, Trust and Belonging

- ❖ I can trust people in my community- 42%
- ❖ I can recognize most of the members of my community- 38%
- ❖ The community has symbols I can relate to- 44%
- ❖ Being a member of my community is part of my identity- 42%
- ❖ It is very important to me to be a part of my community- 54%
- ❖ I feel hopeful about the future of my community- 52%
- ❖ Members of my community care about each other- 49%
- ❖ My community works together to make positive changes for people like me- 41%
- ❖ When the community where I live makes decisions I know it will be concerned about people like me- 35%
- ❖ I believe the community where I live considers the opinions of people like me when making decisions- 37%

